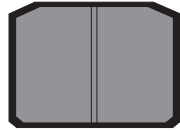


EFI 084

90 x 70 x 15mm

Fendt Tractors, Knorr
(Pairs, 1 with w/lead, 1 plain)

Material	E342
Part No.	EFI 084 LW



EFI 100

91 x 67 x 14mm
(Plate 6.35 mm)

Aveling Barford, Bray, Caterpillar,
J.C.B 300, 300T, Muirhill B9000, B1200,
Terex, Volvo BM SM462, Weatherill
L61, L62, L64, L66.

Material	E302
Part No.	EFI 100 KS



EFI 100/1

91 x 67 x 14mm
(Plate 7.92 mm)

Aveling Barford FK, TS250, Bray
BL450, 455, 550, 560, 445T, B1570,
Frisch F1300B.

Material	E302	E340
Part No.	EFI 100/1 KS	EFI 100/1 LU



EFI 100/2

91 x 67 x 14mm

EFI 100/2T

91 x 67 x 22mm

Coles Cranes, FL Douglas, Weatherill
L61D Series 2.

Material	E302	340
Part No.	EFI 100/2 KS	EFI 100/2 LU

Material	E302
Part No.	EFI 100/2T KS



EFI 101

106 x 77 x 23mm

IHC 520, Kockum, Landini, Massey-
Ferguson 33, 44, 44B, 55, Michigan,
Poclain CMC.

Material	E302
Part No.	EFI 101 KS

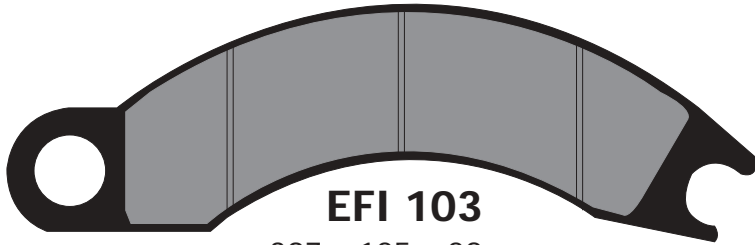


EFI 102

177 x 74 x 22mm

Caterpillar 920, Case W14, JCB 423,
Furukawa, F1330.

Material	E302
Part No.	EFI 102 KS

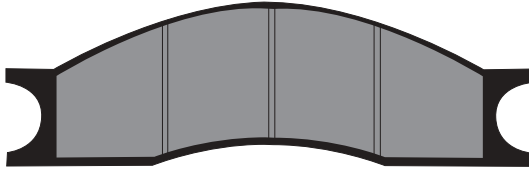


EFI 103

397 x 125 x 28mm
Handed

Caterpillar 950B, Euclid, Moxy,
Komatsu.

Material	E302	E326
Part No.	EFI 103 KS	EFI 103 LJ

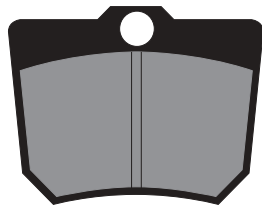


EFI 104

278 x 86 x 22mm

Aveling Barford, Case W14, Caterpillar 250,
930, 950, Clarke-Michigan 45, 50, 75, 125, 175,
DJB M25/653, DJB M25/673, Faun FK20,
FK1000, Fiat Allis, Furukawa FL230, FL330, IHC,
JCB 423, 427, 428, 413, 418, Kawasaki KSS70
Scraper, Terex, Volvo BM Lm218.

Material	E302	E326
Part No.	EFI 104 KS	EFI 104 LJ

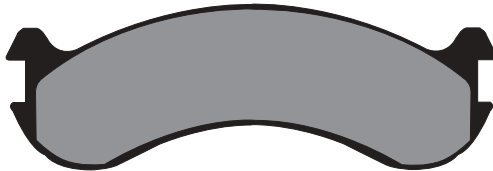


EFI 105

135 x 104 x 24mm

Frisch F1400, F1300C, Hanomag 44, 66,
IHC 540, MF 44C, 55C, 65, 66C, 40C.
(EFI 105A as 105 but with W/I plug, not illustrated).

Material	E302	E326
Part No.	EFI 105 KS	EFI 105 LJ

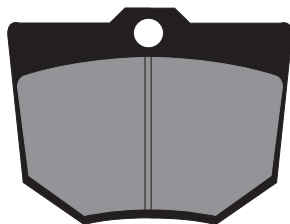


EFI 106

261 x 87 x 32mm

Volvo, Moxy, Terex, Komatsu,
Marathon.

Material	E342
Part No.	EFI 106 LW

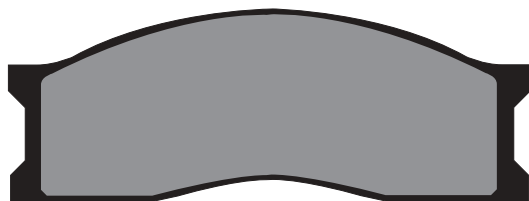


EFI 107

150 x 114 x 26mm

Hanomag 44, 66, Liebherr 1025 LTM,
1030, MF
(EFI 107A as 107 but with W/I plug, not illustrated).

Material	E302	E326
Part No.	EFI 107 KS	EFI 107 LJ



EFI 108

277 x 104 x 24mm

Caterpillar, Clarke-Michigan,
Haulamatic, Volvo BM 5350, 4400,
4300, 4500, 4600, Werklust.

Material	E302	E302.9	E326	E340
Part No.	EFI 108 KS	EFI 108 KT	EFI 108 LJ	EFI 108 LU

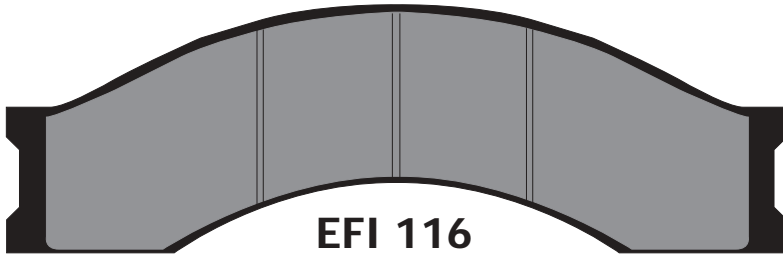


EFI 110

326 x 102 x 28mm
Handed

Caterpillar 71H, 75J, 62K, 57Z, 41K,
73U, FAUN.

Material	E302
Part No.	EFI 110 KS




EFI 116

413 x 132 x 27mm

Aveling Barford, Euclid, Michigan,
Dresser.

Material	E302
Part No.	EFI 116 KS

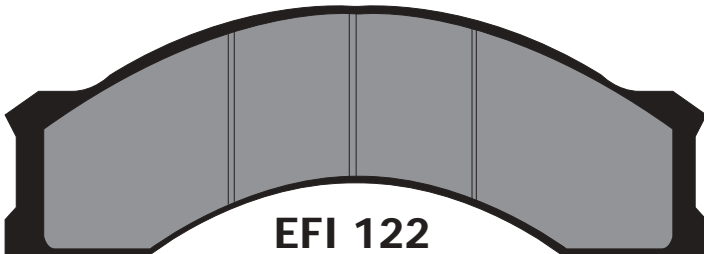


EFI 121

88 x 86 x 17mm

Renault Tractor.

Material	E342
Part No.	EFI 121 LW

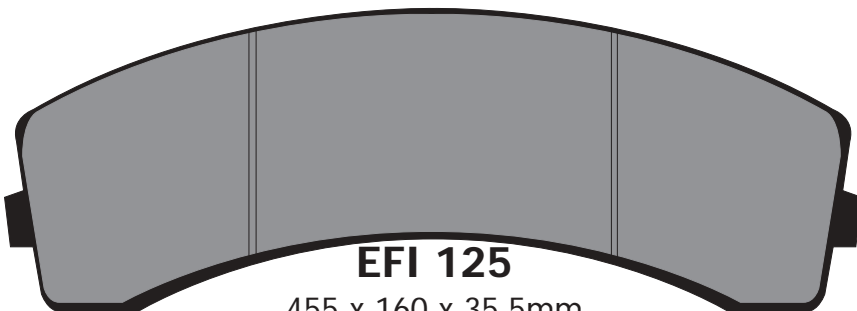


EFI 122

371 x 133 x 27.5mm

Aveling Barford.

Material	E302
Part No.	EFI 122 KS

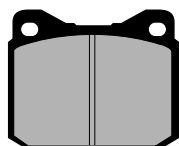


EFI 125

455 x 160 x 35.5mm

Euclid, Terex.

Material	E302
Part No.	EFI 125 KS

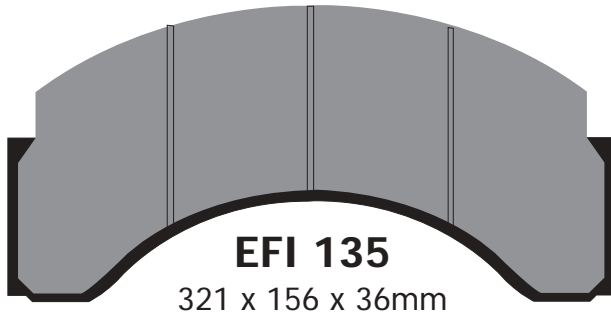


EFI 131

90 x 74 x 15mm

Faun, Frisch F14000 C, MB Trac,
Unimog.

Material	E302
Part No.	EFI 131 KS



EFI 135

321 x 156 x 36mm

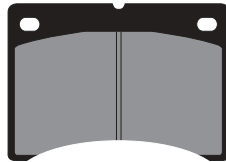
Euclid, Swetruck, Unit Rig Lectra Haul,
Valmet, Wabco.

Material	E302
Part No.	EFI 135 KS



EFI 140

117 x 83 x 19mm



EFI 140/1

117 x 83 x 19mm

Benati Grab, Rossi, Timber Haul,
Valmet, J.C.B Fast Track.

Material	E302
Part No.	EFI 140 KS

Material	E302
Part No.	EFI 140/1 KS

EFI 145

139 x 121 x 32mm

Daf, Scania, Kassbohrer.
Discontinued use EFI 152

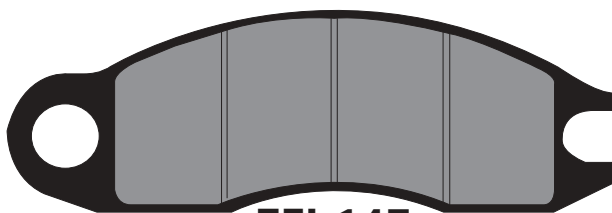


EFI 146

180 x 91 x 22mm

Komatsu.

Material	E302
Part No.	EFI 146 KS



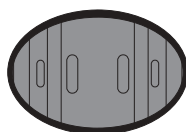
EFI 147

320 x 109 x 25mm

Handed

Terex, Case, Michigan.

Material	E302	E340
Part No.	EFI 147 KS	EFI 147 LU



EFI 148

Puck Only
95 x 65 x 10mm



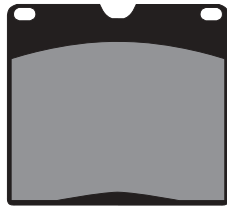
EFI 148 AS

Complete Set
97 x 66 x 20mm

Hanomag, Massey Ferguson, O & K,
V.M.E, Zettelmeyer.

Material	E342
Part No.	EFI 148 LW

Material	E342
Part No.	EFI 148 AS LW

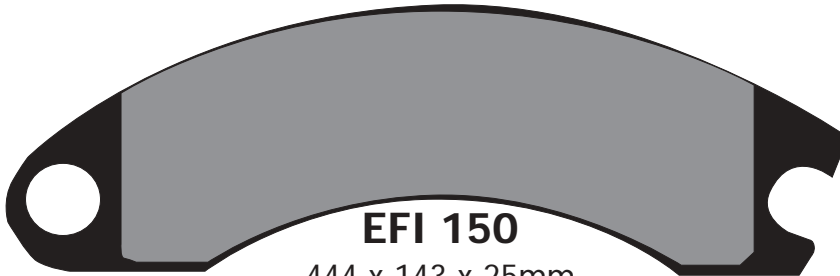


EFI 149

118 x 107 x 21mm

Volvo VME L50.

Material	E302
Part No.	EFI 149 KS



EFI 150

444 x 143 x 25mm
Handed

Aveling Barford, Terex.

Material	E302
Part No.	EFI 150 KS

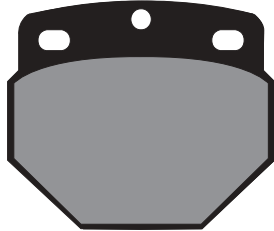


EFI 151

104 x 65 x 12.7mm

Magnum Clutch Block.

Material	E302
Part No.	EFI 151 KS

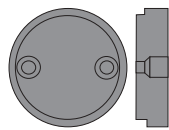


EFI 152

139.6 x 121 x 32mm

V.M.E.

Material	E302	E302.9
Part No.	EFI 152 KS	EFI 152 KT



EFI 153

(Illustrated)
Puck Only

EFI 153 PK

Unlined steel
Piston with
Screws & Washers

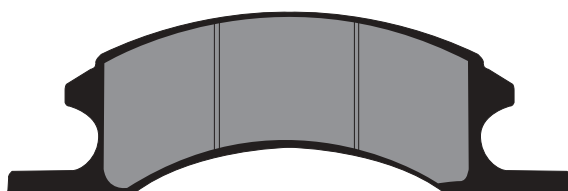
EFI 153 HK

Complete
Assembly
(Puck & Piston)

Moxy, Mico Caliper.

Material	E342
Part No.	EFI 153 LW

Material	E342
Part No.	EFI 153 HK LW



EFI 154

298 x 96 x 21mm

Furukawa.

Material	E302
Part No.	EFI 154 KS



EFI 156

90 x 76 x 16.5mm

Aveling Barford, Sanderson Machines,
J.C.B Fast Track, Windmills.

Material	E302
Part No.	EFI 156 KS



EFI 158

86.5 x 35.5 x 6.4mm

Massey Ferguson Vineyard Tractor.

Set of 4: -2 Flat, 2 Tapered

Material	E342
Part No.	EFI 158 LW



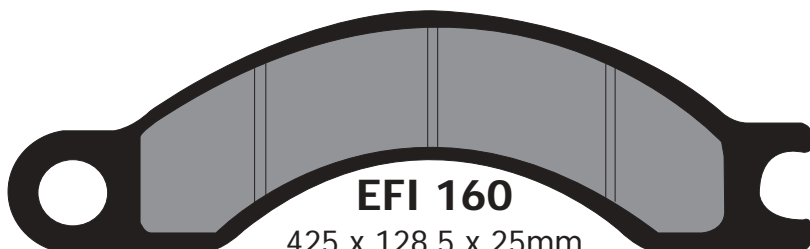
EFI 159

122 x 59 x 8.5mm

Fork Lift Applications.

Price on application.

Material	AF09
Part No.	EFI 159 Z



EFI 160

425 x 128.5 x 25mm

Handed

Caterpillar, Terex, Valmet.

Material	E302
Part No.	EFI 160 KS

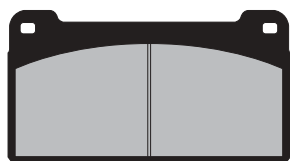


EFI 161

137 x 79 x 20mm

Volvo A35 Handbrake.

Material	E302
Part No.	EFI 161 KS

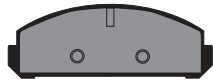


EFI 162

149.61 x 81.5 x 20.3mm
(Plate 6mm)

Unimog.

Material	E302
Part No.	EFI 162 KS



EFI 167
108 x 39 x 11mm

Toyota Fork Lift Truck

Material	BI
Part No.	EFI 167 Z



EFI 172
130 x 68 x 18.2mm

Clark 35B.

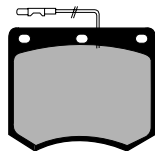
Material	E302
Part No.	EFI 172 KS



EFI 175
172 x 80 x 22/17mm
Handed

J.C.B Fast Track Handbrake Pads.
Set of 2: -1 Inner + 1 Outer

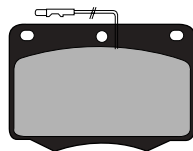
Material	E302
Part No.	EFI 175 KS



EFI 177
78 x 66 x 15mm

Case 1455 Propshaft Pad,
Fendt 600 Propshaft Pad.

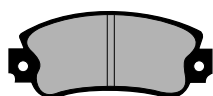
Material	E342
Part No.	EFI 177 LW



EFI 178
98 x 68 x 15mm

Renault 80, 90, 103 Series.
Fendt Favorit 600.

Material	E342
Part No.	EFI 178 LW



EFI 179
109 x 46 x 12mm

EFI 179/1
109 x 46 x 15mm

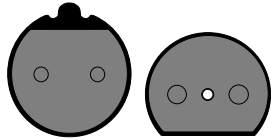
EFI 179/2
109 x 46 x 17mm

Merlot Fork Lift Truck.

Material	E342
Part No.	EFI 179 LW

Material	E342
Part No.	EFI 179/1 LW

Material	E342
Part No.	EFI 179/2 LW

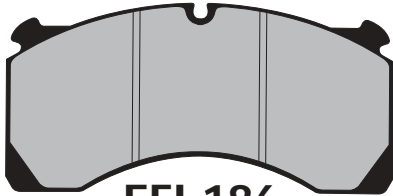


JCB Hand Brake

EFI 184

67.1 x 71.3 x 8.6mm 63 x 52.6 x 9.93mm

Material	E302
Part No.	EFI 184 KS

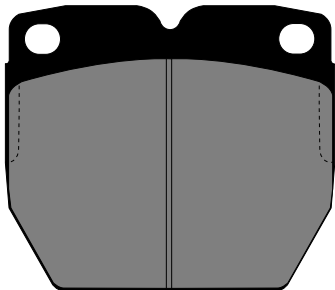


Volvo A25, A30, A35, A40D

EFI 186

205.5 x 100 x 27mm

Material	E302
Part No.	EFI 186 KS




EFI 187

174.3 x 150.6 x 34mm

Perlini

Material	E302
Part No.	EFI 187 KS

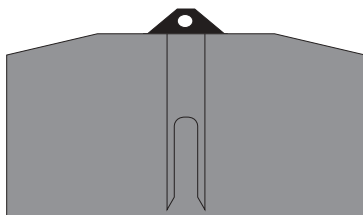


Windmill Emergency Brake.

EFI 301

117 x 92 x 12mm

Material	SINTERED
Part No.	EFI 301Z



Twyflex GMR.

EFI 605

190 x 110 x 19mm

Material	E308
Part No.	EFI 605 KX